



PS•Data

The Panasonic WJ-MP204C Data Multiplex Unit allows for the remote control of multiple surveillance systems. The WJ-MP204C can operate up to four (4) dome camera functions, alarm setting and other system components by **Panasonic Security Data (PS•Data)** link mode.

Connecting up to four (4) WJ-MP204C Data Multiplex Units in daisy chain connection allows expansion of the systems to include up to 16 cameras.

The Panasonic WJ-MP204C Multiplex Unit provides a cost-effective solution for your surveillance application.

Key Features

Basic function

- Four (4) camera inputs and selection.
- Operate the camera function and setup.
- Alarm resetting and suspension.
- Built-in two (2) way data communication modes for suite system application. **Panasonic Security Data (PS•Data)** link mode for Optional System Controller WV-CU360C.
- **Camera Communication Data** mode for Matrix Switcher WJ-SX350, or Matrix System500.

Panasonic Security Data (PS•Data) link mode with optional System Controller WV-CU360C

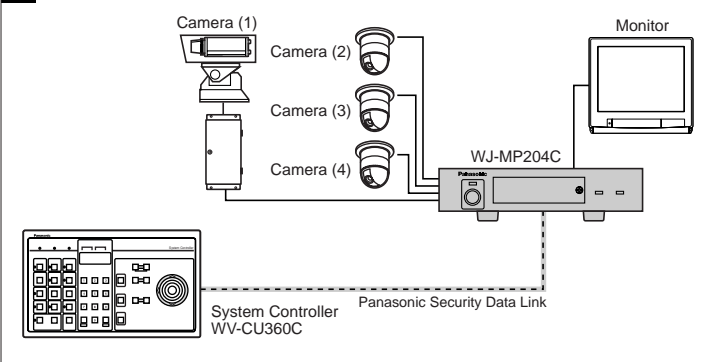
- Camera selection (in daisy chain connection allows expansion of a system up to 16 cameras).
- Camera site setting and operation (Pan/Tilt/Zoom/Focus/Iris).
- Alarm resetting and suspension.
- Finely turned panning/tilting (WV-CS850A series only)

Camera Communication Data mode with optional Matrix Switcher WJ-SX350, or Matrix System500, using with RS485 data cables (max.1,200m length)

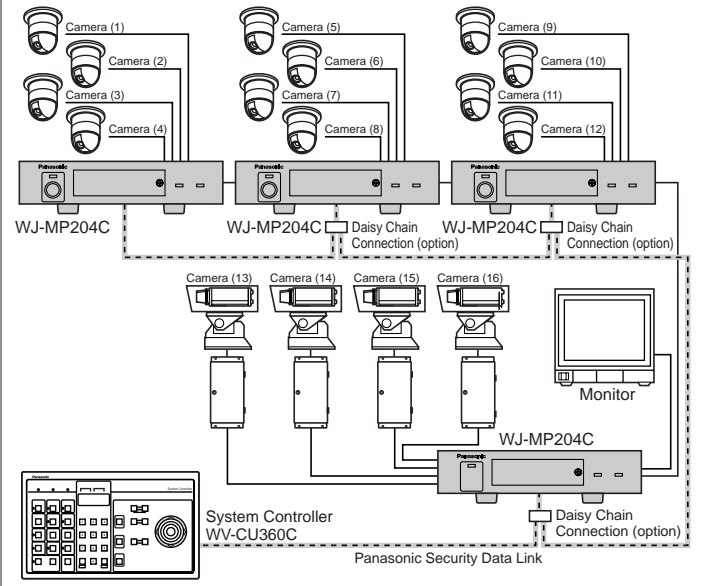
- Camera site setting and operation (Pan/Tilt/Zoom/Focus/Iris).
- Camera reset.

SYSTEM EXAMPLES

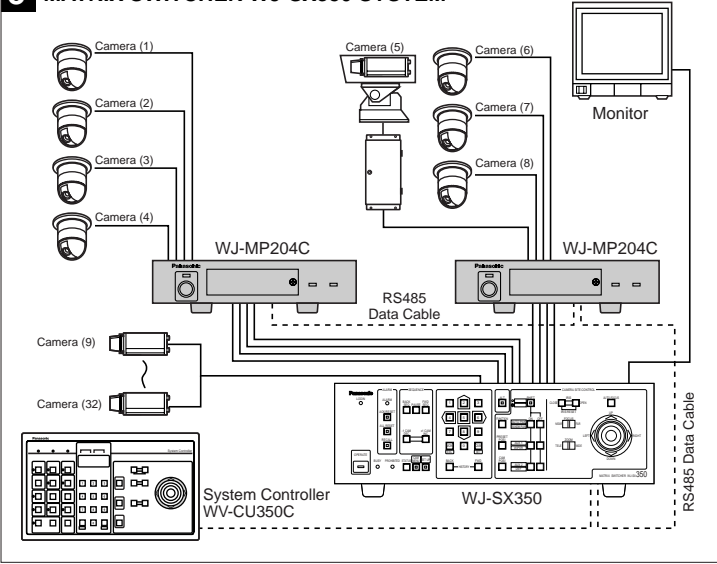
1 BASIC SYSTEM



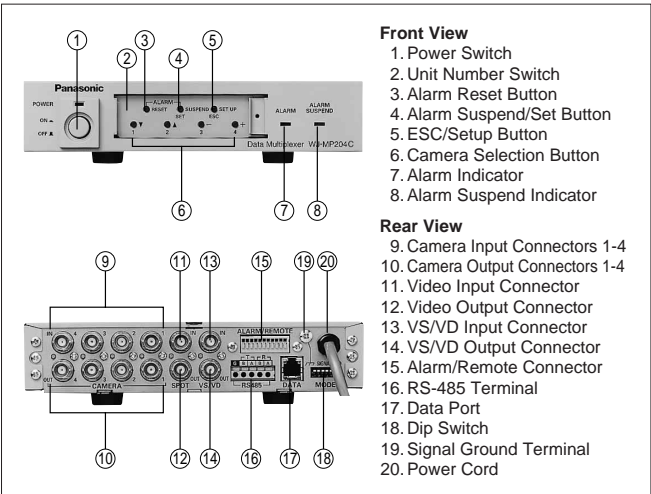
2 ADVANCED SYSTEM



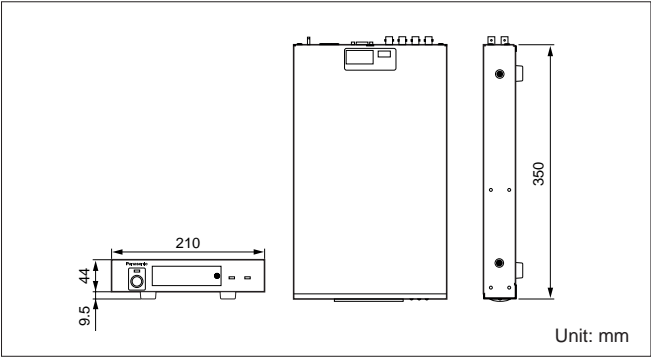
3 MATRIX SWITCHER WJ-SX350 SYSTEM



MAJOR OPERATING CONTROLS



APPEARANCE



SPECIFICATIONS PAL

Power Source	220V-240V AC, 50Hz
Power Consumption	(7W)
Video Input	1V [p-p] / 75Ω x 4
Spot Input	1V [p-p] / 75Ω x 1
VS/VD Input	VS (1V [p-p] / 75Ω), VD (4V [p-p] / 75Ω) x 1
Video Output	1V [p-p] / 75Ω (Looped through) x 4
Spot Output	1V [p-p] / 75Ω x 1 (Changeable Output from video input, or Spot input)
VS/VD Output	VS/VD IN (Looped through), or internal VD (4V [p-p] / 75Ω) x 1
Data Communication Standard	Based on RS485 (4-Line / 2-Line) Modular Jack x 1, or 5 pins terminator x 1
Alarm Input	4 (Changeable Alarm Output / Remote Input / Remote Output)
Alarm Output	1 (O.C.[16 V, 100 mA])
Alarm Resume Input	1
Alarm Resume Output	1 (0/5 ↔ O.C.[16 V, 100 mA])
Spot Change Input	1 (No voltage contact)
Alarm Change Output	1 (O.C.[16 V, 100 mA])
Unit address	1-8 (Setting by Recover Switch)
Operating for System	Select the Camera, Alarm (Data/Display / Resume / Suspend), Setup, Camera, Lens, Housing, PAN / TILT, External device control
Ambient Operating Temperature	-10°C - + 50°C
Ambient Operating Humidity	Less than 90%
Dimensions	210 (W) x 44 (H) x 350 (D) mm
Weight	2.6 kg

OPTIONAL ACCESSORIES

EIA19-type Mounting Brackets WV-Q204/1 (for mounting one WJ-MP204C) WV-Q204/2 (for mounting two WJ-MP204C)	Tools for Daisy Chain Connection WV-CA48/10K (Cable Kit) WV-CA48/50 (Cable) WV-CA48/JN (Junction Unit) WV-CA48/TN (Termination)
--	---

• Weights and dimensions are approximate. • Specifications are subject to change without notice. • These products may be subject to export control regulations.

DISTRIBUTED BY: